

elite wireless electricity monitor

**SAVE UP TO 15 PERCENT OFF YOUR
ELECTRICITY BILL**



The elite wireless electricity monitor instantly displays your energy consumption and the cost. The memory function allows you to view your daily, weekly, monthly and average data to understand how your energy usage changes over time.

- Understand your energy use instantly
- Memory function – view daily, weekly, monthly or average data
- Easy to set up and use

efergy®

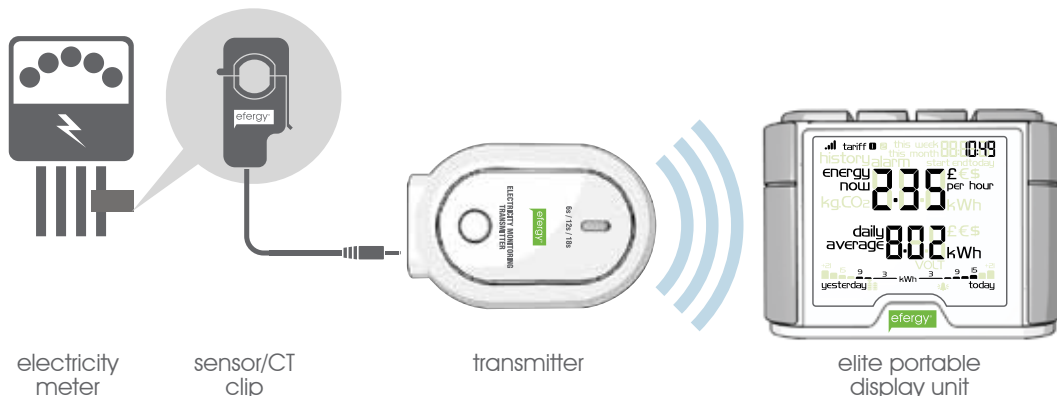
elite wireless electricity monitor

energy monitors - how they work

efergy electricity monitors are simple to install and use. The sensor wirelessly sends information about the amount of electricity you are using to the display monitor. The monitor converts this into kilowatt-hours, the standard unit which the electricity company uses to charge you. This shows how much you are using in the same units that are on your bill. Input the amount your energy company charges you for each kilowatt-hour and you can see how much you are spending in electricity instantly. Make instant changes to save money, energy and the environment.


easy to install

Clip the sensor around the feed cable of your electricity meter. Connect the sensor to the transmitter. Press "link" on the back of the elite display unit. The signal symbol will flash – press the "learn" button on the transmitter. When the signal symbol becomes solid your monitor is working. Use the elite display unit to review your energy usage instantly.



instant savings

The elite can update your energy information every 6, 12 or 18 seconds. See how much you can save instantly by turning unnecessary appliances and lights off. Make bigger savings by making your home more energy efficient.

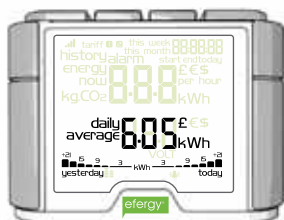


the elite makes energy saving easier

- Understand your energy usage instantly
- Memory function records daily, weekly, monthly and average usage
- Select up to 2 tariff settings
- Simple to install and easy to use

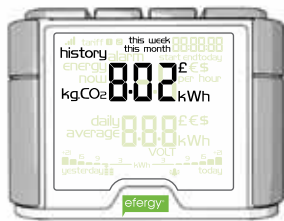
average data

The elite displays your average energy usage. See the impact of your energy efficiency efforts – watch your average usage reduce.



memory function


The elite's memory function allows you to view your energy usage by the hour, day, week or month. Understand your average energy use and how it changes over time.



technical information

Model Name:	efergy elite
Frequency:	433MHz
Transmission Time:	6sec. 12sec. or 18sec.
Transmission Range:	40m - 70m
Sensor Voltage Range:	110V-300V
Measuring Current:	50mA - 95A
Memory:	64K
Pack Size HxWxD:	19.1cm x 20.5cm x 5cm
Portable Display Unit Power:	3 X AA Batteries
Transmitter Power:	3 X AA Batteries
Batteries not included	

product contents



elite portable display unit



transmitter



sensor/CT clip



MONITOR. REDUCE. SAVE.

